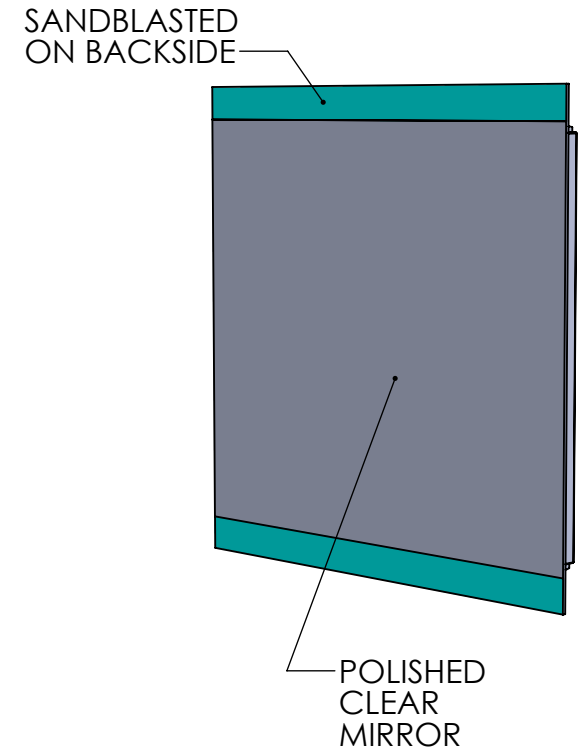
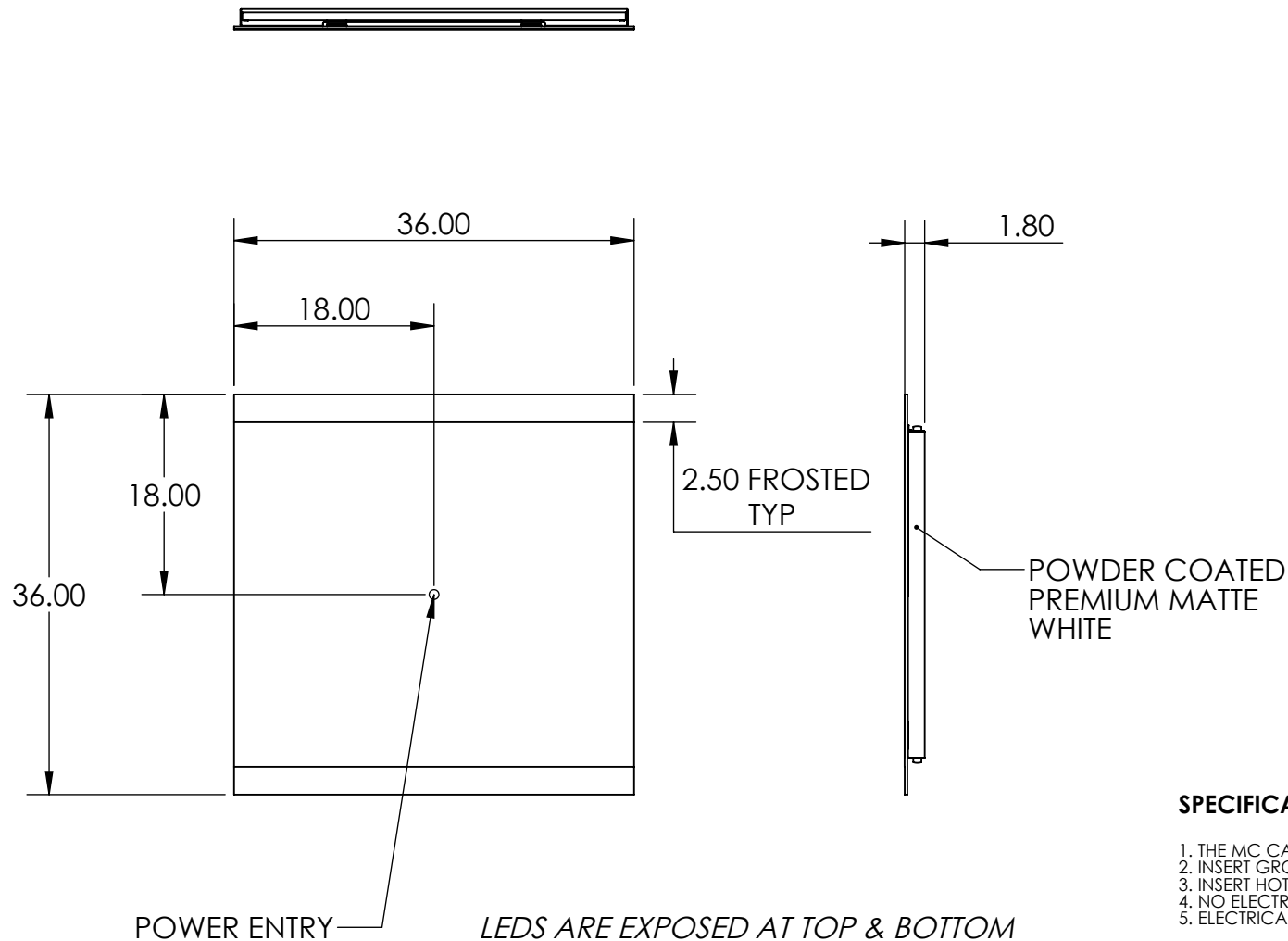


☐ APPROVED BY: _____
☐ REVISION REQUESTED

DATE: _____



SPECIFICATIONS:

1. THE MC CABLE IS BROUGHT IN THROUGH THE CHASSIS KNOCKOUT.
2. INSERT GROUND WIRE IN GROUNDED CONNECTOR.
3. INSERT HOT AND NEUTRAL WIRE INTO LUMINAIRE DISCONNECT.
4. NO ELECTRICAL BOX REQUIRED.
5. ELECTRICAL POWER SHOULD BE CONTROLLED BY A LIGHT SWITCH.

FIXTURE MUST BE MOUNTED TO A MECHANICALLY SOUND SURFACE SUCH AS WALL STUDS TO SUPPORT ITS WEIGHT OR INJURY MAY HAPPEN.

MOUNTING HOLES ARE PROVIDED ON THE CHASSIS (SEE PG 2).

POWER REQ: 120 VAC | 0.50 AMPS

LUMIDESIGN

SALES AID-2019-12-13

PROPRIETARY AND CONFIDENTIAL:

THE INFORMATION CONTAINED IN THIS DRAWING IS THE SOLE PROPERTY OF LUMI DESIGN INC. ANY REPRODUCTION IN PART OR AS A WHOLE WITHOUT THE WRITTEN PERMISSION OF LUMI DESIGN INC. IS PROHIBITED. © 2020 LUMI DESIGN



SARAH-36.00X36.00-LED

DIMS IN INCHES

REV. A

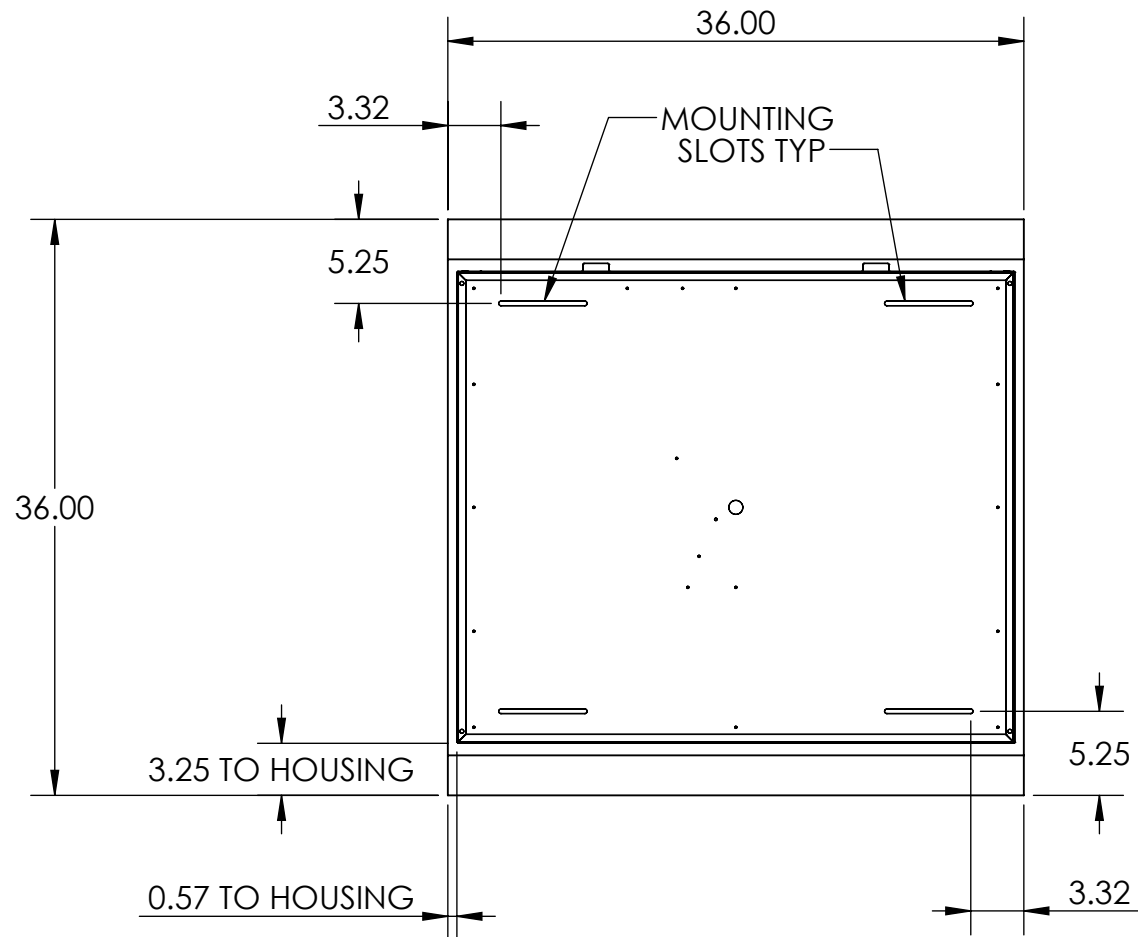
SCALE: 1:16

PG.1 OF 3

☐ APPROVED BY:

DATE:

☐ REVISION REQUESTED



MOUNTING LOCATIONS

LUMIDESIGN

SALES AID-2019-12-13

PROPRIETARY AND CONFIDENTIAL:

THE INFORMATION CONTAINED IN THIS DRAWING IS THE SOLE PROPERTY OF LUMI DESIGN INC. ANY REPRODUCTION IN PART OR AS A WHOLE WITHOUT THE WRITTEN PERMISSION OF LUMI DESIGN INC. IS PROHIBITED. © 2020 LUMI DESIGN



SARAH-36.00X36.00-LED

DIMS IN INCHES

REV. A

SCALE: 1:12

PG.2 OF 3

☐ APPROVED BY:

DATE:

☐ REVISION REQUESTED

LED SPECIFICATION CHECKLIST

LED TEMPERATURE (KELVIN)	2700K <input type="checkbox"/>	3000K <input type="checkbox"/>	4100K <input type="checkbox"/>	CUSTOM <input type="checkbox"/>
LINE VOLTAGE DIMMING	REQUIRED <input type="checkbox"/>		NOT REQUIRED <input type="checkbox"/>	
0-10 V DIMMING	REQUIRED <input type="checkbox"/>		NOT REQUIRED <input type="checkbox"/>	

STANDARD SPECIFICATIONS

LED SPECIFICATIONS	AVG RATED LIFE (hrs): 80000	
	TOTAL LUMENS @ SOURCE: 3600	LUMENS: 600/FT
	CRI: 89-91	
	LED CHIPSET: EPISTAR	
POWER SPECIFICATION	24V DC	
	NOMINAL LENGTH (FT): 6'	
	NOMINAL WATTAGE: 5 WATTS/FT	

LUMIDESIGN

SALES AID-2019-12-13

PROPRIETARY AND CONFIDENTIAL:

THE INFORMATION CONTAINED IN THIS DRAWING IS THE SOLE PROPERTY OF LUMI DESIGN INC. ANY REPRODUCTION IN PART OR AS A WHOLE WITHOUT THE WRITTEN PERMISSION OF LUMI DESIGN INC. IS PROHIBITED. © 2020 LUMI DESIGN



SARAH-36.00X36.00-LED

DIMS IN INCHES

REV.

SCALE: 1:12

PG.3 OF 3